

Nanotechnology in Plant Disease Management

Dhairya Bhardwaj*,
Arushi Rana, Akshita Negi,
Yashanjali Sani, Pragya Kala

B.Sc. (Hons., Agriculture),
School of Agriculture,
Uttaranchal University.



*Corresponding Author
Dhairya Bhardwaj*

Available online at
www.sunshineagriculture.vitalbiotech.org

Article History

Received: 24.06.2026

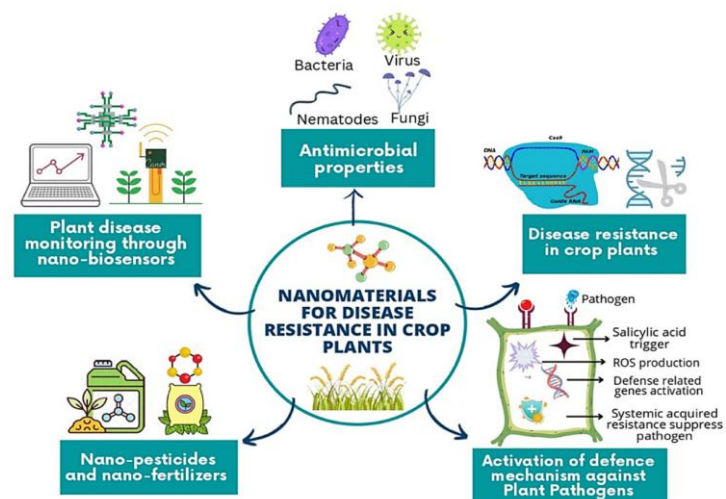
Revised: 29.06.2026

Accepted: 04.07.2026

This article is published under the terms of the [Creative Commons Attribution License 4.0](https://creativecommons.org/licenses/by/4.0/).

INTRODUCTION

Diseases of plants caused by fungi, bacteria, viruses, phytoplasmas and oomycetes account for 20-40% of annual crop losses globally. Conventional control of disease is being constrained by pathogen resistance and environmental concerns. Nanobiotechnology offers a sustainable solution by virtue of targeted antimicrobial delivery, controlled-release formulations, nano sensors, and defence induction. Various types of nanomaterials, such as metallic, metal oxide, carbon-based, polymeric, lipid-based, silica and green-synthesized nanoparticles, have demonstrated tremendous potential to efficiently manage plant diseases; however, their practical application in the fields needs to be verified.



2. Nanomaterials for Plant Disease Management

2.1 Metal Nanoparticles

Metal NPs, especially silver (Ag), copper (Cu), gold (Au), and selenium (Se) NPs, have been extensively investigated for their application in plant disease management, owing to their high surface reactivity and wide-spectrum antimicrobial activity. Silver and copper nanoparticles are considered as potent agents for crop protection and gold nanoparticles for biosensing and disease diagnostics.

Surface functionalization also improves their stability, dispersity and targeted delivery, thus enhancing the efficiency in precision plant protection.

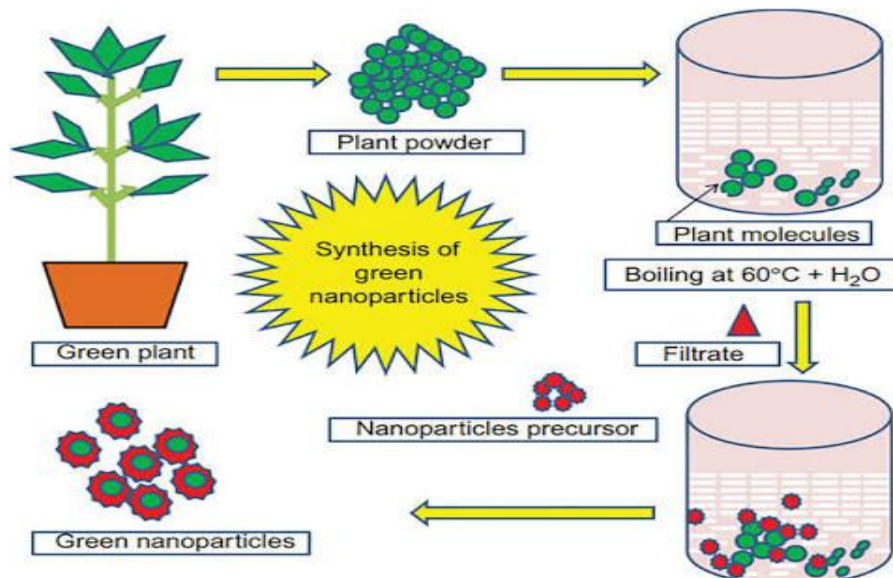
2.2 Metal Oxide Nanoparticles

Metal oxide nanoparticles such as zinc oxide (ZnO), titanium dioxide (TiO₂), magnesium oxide (MgO), iron oxide (Fe₃O₄), cerium oxide (CeO₂), and copper oxide (CuO) are popular choices due to their chemical stability, catalytic activity, and biocompatibility. ZnO and TiO₂ are the most studied in crop protection owing to their good antimicrobial and photocatalytic properties. State-of-the-art developments in composite metal oxide nanoparticles have made

them even more stable and multifunctional, suitable for use in agriculture.

2.3 Carbon-Based Nanomaterials

The carbon nanomaterials such as carbon nanotubes, graphene, graphene oxide, carbon quantum dots, nanodiamonds and fullerene derivatives have very high mechanical strength, electrical conductivity and large specific surface area. They also find wide applications as carriers for biomolecules and agrochemicals, in biosensors and delivery systems. Surface modification allows better dispersibility and biocompatibility of them, making them more promising for sustainable plant disease control.



2.4 Polymeric and Lipid-Based Nanoparticles

Polymeric and lipids nanoparticles are mainly biodegradable nanocarriers to influence the delivery of pesticides, nucleic acids, proteins, and bioactive compounds of plants. The stability, bioavailability, and controlled release of the active ingredient are enhanced by natural polymers such as chitosan, alginate, cellulose, and starch in combination with synthetic biodegradable polymers and lipid-based carriers. Their tunability enables them to be utilized as effective enablers for designing green and precision crop protection systems.

2.5 Silica Nanoparticles

Silica nanoparticles, in particular mesoporous silica nanoparticles, have been extensively utilized as carrier systems due to their large surface area, chemical stability, and modifiable pore structure. They effectively encapsulate pesticides and biomolecules, shielding them from environmental breakdown and allowing for controlled release. Their easily functionalizable surface also provides higher loading and better interaction with plant tissues, which is an added value when they serve as components of complex nanoformulations.

3. Mechanisms of Nanoparticle-Mediated Disease Suppression

3.1 Disruption of Cell Membrane Integrity

Nanoparticles start by adsorbing on the microbial cell wall and plasma membrane and the integrity of the membrane is damaged with a rise in membrane permeability and leakage of intracellular materials. This affects the transport of ions and other vital cell functions and results in inhibition of growth or death of the cell. Because membrane disruption is mainly a physical event, the potential for development of pathogen resistance is rather low.

3.2 Generation of Reactive Oxygen Species

Various nanoparticles inhibit pathogens through the production of reactive oxygen species (ROS), such as superoxide radicals, hydroxyl radicals, and hydrogen peroxide. ROS in excess lead to oxidative stress which results in lipid peroxide, protein oxidation, enzyme deactivation and DNA fragmentation, and it is also implicated in irreplaceable cellular damage and death of the pathogen.

3.3 Interference with Cellular Metabolism

Once inside microbial cells, nanoparticles interfere with vital metabolic processes through interactions with enzymes, proteins and ribosomes associated with respiration, energy metabolism and biosynthesis. This disruption of the energy production and metabolism of nutrients causes an inhibition of the growth and reproduction of the pathogen.

3.4 Damage to Genetic Material

Some nanoparticles bind directly with DNA and RNA and prevent necessary for pathogen survival nucleic acid replication, transcription

and gene expression. These interactions, together with oxidative stress, lead to genetic instability and impair pathogen proliferation and infection establishment.

3.4 Inhibition of Biofilm Formation and Virulence Factors

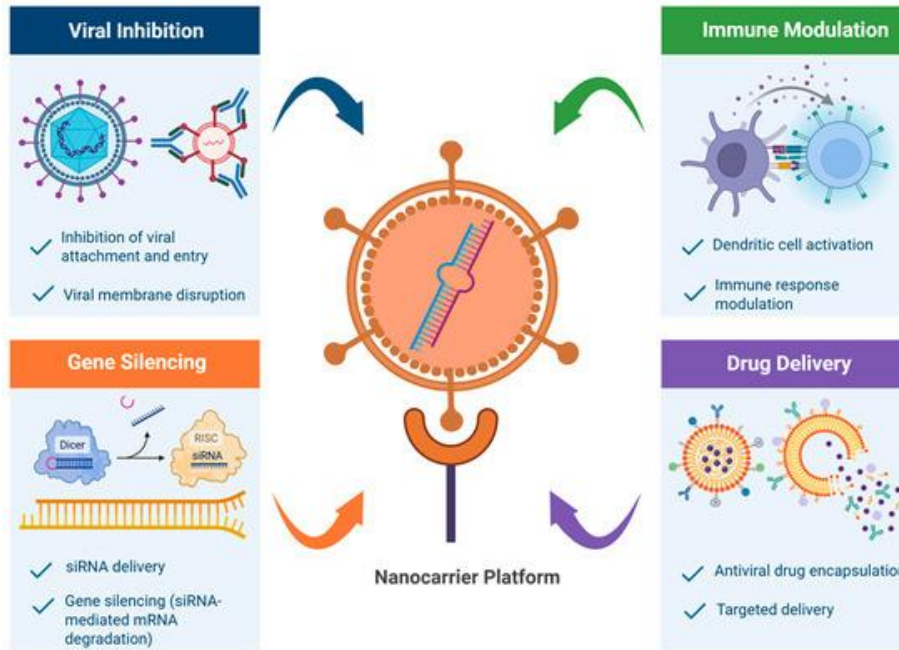
Nanoparticles inhibit bacterial pathogenicity by interfering with the formation of biofilm and by inhibiting the production of extracellular polymeric substance, toxins, enzymes, and signaling molecules. It impairs colonization of the pathogen, reduces its virulence and confines the infection in the plant tissue.

3.6 Targeted and Controlled Delivery of Active Ingredients

Nanocarriers enhance the delivery of pesticides, antimicrobial agents, biological materials, and nucleic acids by shielding them from environmental destruction and facilitating controlled release. Stimuli-responsive nanoformulations provide an additional improvement of the precision of treatment by releasing the active ingredients exclusively under particular environmental or pathogen-triggered conditions leading to improved efficacy and diminished chemical wastage.

3.7 Activation of Plant Defense Responses

In addition to directly suppressing pathogens, nanoparticles promote plant immunity through triggering salicylic acid, jasmonic acid, and ethylene mediated defense signaling pathways. They induce production of pathogenesis-related proteins, phytoalexins, antioxidants enzymes and formation of structural barriers like lignin and callose that enhance natural defense system of a plant against pathogen invasion.



4. Advantages of Nanotechnology in Plant Disease Management

4.1 Enhanced Disease Control Efficiency

Nanoparticles have high surface area and reactivity, which allowed them to efficiently interact with the plant pathogens. Their superior adhesion, penetration and targeted release to the site of action increases the efficacy of antimicrobial compounds, with less amounts of active ingredients, leading to better disease control compared to traditional formulations.

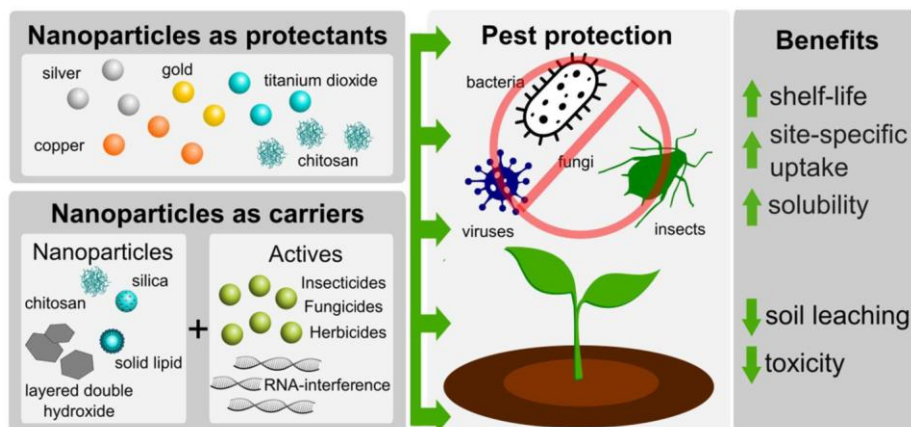
4.2 Controlled Delivery and Improved Stability

Nanotechnology formulations allow the protection of fungicides, bactericides, botanical extracts and other bioactive substances from environmental degradation and at the same time

enhance their stability and bioavailability. Their release profiles are controlled and sustained to keep effective concentrations for prolonged time, which diminishes the number of applications and improves the performance of crop protection products.

4.3 Environmental Sustainability and Reduced Resistance Development

Efficient supply of nanoformulations reduces pesticide loss through leaching, runoff, vaporisation, and spraying drift and leads to lower contamination of soil and water, as well as chemical residues. In addition, the multiple action modes of nanoparticles make the development of pathogen resistance less possible, which results in more sustainable and longer disease management.



4.4 Compatibility with Integrated and Precision Agriculture

Nanotechnology could be easily applied with the other methods such as natural predators, resistant crops, integrated disease management (IDM) and precision farming. Along with nanosensors, artificial intelligence (AI), Internet of Things (IoT), drones, and remote sensing, nano-based technologies contribute to early disease detection and site-specific protection of plants, enhancing resource-use efficiency and reducing unnecessary pesticide treatments.

4.4 Improved Crop Productivity and Economic Benefits

Nanotechnology contributes to the increasing yield, quality of agricultural produce, and postharvest shelf-life by better disease regulation and crop loss prevention. While nanoformulations may have higher production costs at earlier stages, their improved performance, reduced inputs and applications can result in decreasing the overall production costs and increasing farm profitability in long run.

5. Challenges, Biosafety and Regulatory Considerations

While the potential for nanotechnology, is very high, the uptake of this technology in plant disease control is constrained by challenges related to science, the environment, and regulations. The safety and efficacy of nanoparticles are influenced by factors such as their composition, size, concentration and duration of exposure, and overuse of these

materials may lead to phytotoxicity on plants and have negative impacts on soil microorganisms. A robust assessment of environmental and food safety is needed for nanoparticle accumulation in soil and water and its presence in edible plant parts. Additionally, high production costs, scanty large-scale commercialization, and insufficient standardized regulations prevent broad application. Future perspectives should focus on biocompatible and green synthesized nanomaterials, ethnicity-safe nanoparticle procedure guidelines (SNPs), the integration of nanotechnologies with RNA interference (RNAi), artificial intelligence (AI), and precision agriculture (PA) for the application in sustainable disease management.

CONCLUSION

Nanotechnology is developing as a viable technology for control of plant diseases that permits early disease detection, increases antimicrobial efficacy, and allows for targeted, controlled release delivery systems. When combined with precision agriculture, it can cut back on pesticides, reduce environmental burden, and increase crop productivity. Nevertheless, there are still obstacles to be overcome regarding biosafety, environmental destiny, cost-effective mass production and regulatory acceptance. The focus of future research should be on take home message whether the use of biodegradable and green synthesized NMs, long-term field validation and a standardized regulation are essential for safe and sustainable uptake in crop protection.